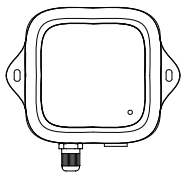


UBIBOT

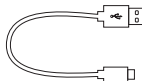
LoRa Data Collector DC1-L-1RS

User Manual

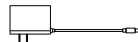
PACKAGE LIST



❶ Device x 1



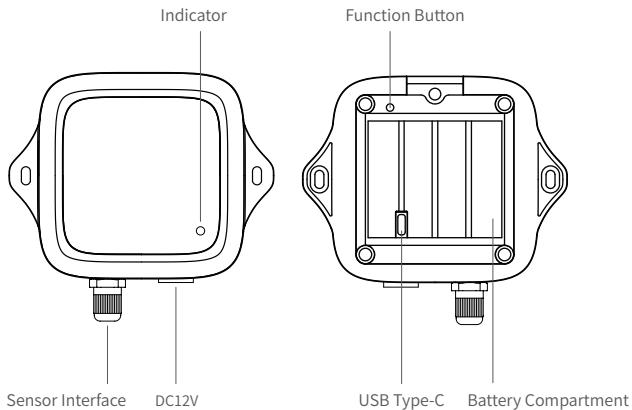
❷ USB Type-C x 1



❸ Adapter x 1

INTRODUCTION

1. Basic Features Introduction



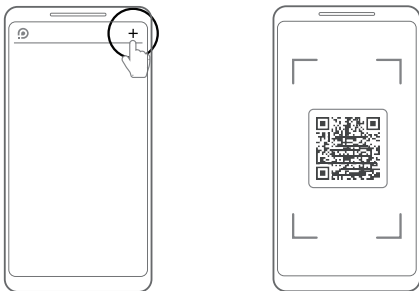
2. Device Operations

- Send data** Press the button once, the green device status indicator will flash, then send data.
- Setup Mode** Press and hold the button for about 3 seconds until the device status indicator flashes red and green alternately. Release at this time to enter the setup mode.
- Reset to Default Settings** Press and hold the function button for about 8 seconds until the red device status indicator blinks, then release the button to restore factory settings.

DEVICE SETUP


Download the App at www.ubibot.com/setup or search 'UbiBot Connect' on the App Store or Google Play.

Launch the App and log in. In the app, select the LoRa Gateway and go to the Glance page. Tap "+" to start adding your node device. Then please follow the in-app instructions to complete the setup. You can also view the demonstration video at www.ubibot.com/setup for step by step guidance.




Via the app and web console (<http://console.ubibot.com>), you are able to view the readings as well as configure your device, such as create alert rules, set data sync-interval, etc.

DEVICE SPECIFICATION


 LoRa band: EU868 / US915 / AU915 / IN865 / RU864 / KR920 / AS923


 Material: Flame resistant ABS

 Battery: 4 x AA batteries / 4 x ER14505 Li-SOCl2 batteries

 Power supply: DC 12V / 2A

 Dimensions: 108mm x 92mm x 47mm

 Built-in memory: 50,000 sensing data

 Optimal operation and storage conditions: -20 to 60°C, 10% to 90% RH (No condensation)

WARRANTY

This product is covered by a one-year limited warranty from the date of purchase (with valid proof of purchase). During the warranty period, UbiBot will repair defects in materials or workmanship under normal use at no charge. Return shipping to our repair center is the sender's responsibility.

Warranty exclusions:

- Warranty expired.
- Damage caused by misuse, incorrect operation, or failure to follow instructions.
- Accidental or intentional damage (including liquid ingress, impact, deformation, cable damage).
- Normal wear and aging (including casing and cables).
- Unauthorized disassembly or modification.
- Damage due to force majeure (earthquake, fire, flood, lightning, etc.).
- Other damage not caused by manufacturing defects.

V1.0