

UBIBOT

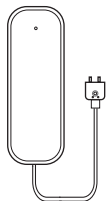
LoRa Leak Detection Sensor

DC1-LD

User Manual

This user manual is a guide for UBIBOT® LoRa leak detection sensor DC1-LD.

PACKAGE LIST



① Device x 1



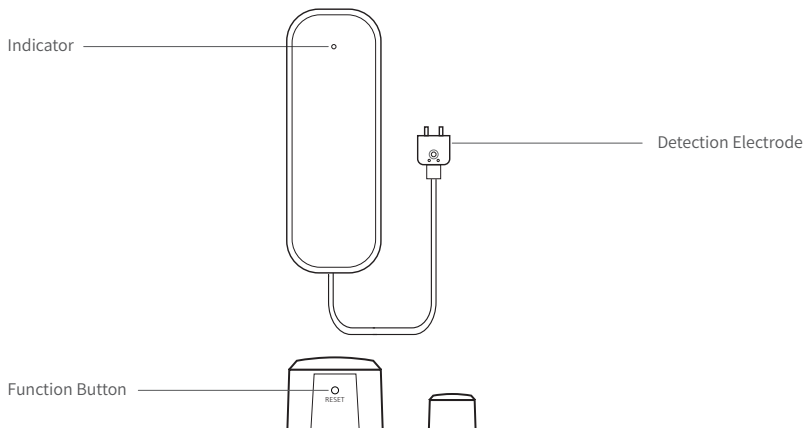
② 3M Adhesive x 1



③ Eject Pin x 1

INTRODUCTION

1. Basic Features Introduction



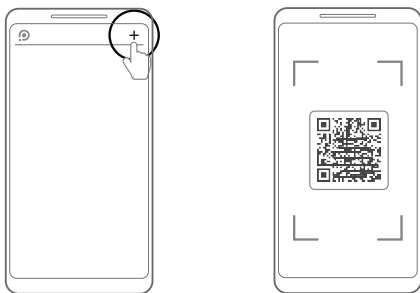
2. Device Operations

- Send data** Press the button once, the green device status indicator will flash, and the device will then send data.
- Setup Mode** Press and hold the button for about 3 seconds until the device status indicator flashes red and green alternately. Release at this time to enter the setup mode.
- Reset to Default Settings** Press and hold the function button for about 8 seconds until the red device status indicator blinks, then release the button to restore factory settings.

DEVICE SETUP

Download the App at www.ubibot.com/setup or search 'UbiBot Connect' on the App Store or Google Play.

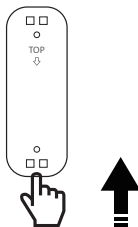
Launch the App and log in. In the app, select the LoRa Gateway and go to the Glance page. Tap "+" to start adding your node device. Then please follow the in-app instructions to complete the setup. You can also view the demonstration video at www.ubibot.com/setup for step by step guidance.



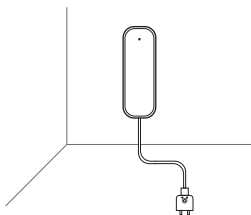
Via the app and web console (<http://console.ubibot.com>), you are able to view the readings as well as configure your device, such as create alert rules, set data sync interval, etc.

Device Installation

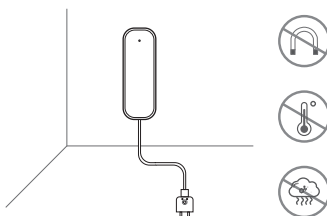
1. Insert the batteries into the device and mount it onto the base plate.




2. Attach the 3M adhesive tape to the base plate, then remove the protective film. Secure the sensor in an accessible location with an unobstructed signal, and place the detection electrodes at the target measurement point.



3. To ensure optimal performance, the sensor should be installed away from strong magnetic fields, high-temperature sources, and corrosive gases.





DEVICE SPECIFICATION

 LoRa band: EU868 / US915 / AU915 / IN865 / RU864 / KR920 / AS923


 Detection targets: tap water, rainwater, and other natural water sources

 Material: ABS

 Battery: 2 x AAA batteries

 Dimensions: 70 x 25 x 20 mm

 Built-in memory: 100 sensing data

 Optimal operation and storage conditions: -20 to 60°C, 10% to 90% RH (No condensation)

WARRANTY

This product is covered by a one-year limited warranty from the date of purchase (with valid proof of purchase). During the warranty period, UbiBot will repair defects in materials or workmanship under normal use at no charge. Return shipping to our repair center is the sender's responsibility.

Warranty exclusions:

- Warranty expired.
- Damage caused by misuse, incorrect operation, or failure to follow instructions.
- Accidental or intentional damage (including liquid ingress, impact, deformation, cable damage).
- Normal wear and aging (including casing and cables).
- Unauthorized disassembly or modification.
- Damage due to force majeure (earthquake, fire, flood, lightning, etc.).
- Other damage not caused by manufacturing defects.

V1.0